

**Northrop Grumman Special Nutrition Programs**

# **Fraud Prevention and Analytics**

**Northrop Grumman Data Analytics solutions bring game changing capabilities to the fight against fraud and abuse in USDA meals programs.**

**Using the science of data analytics, intuitive reports and visualizations empower program administrators to see data in new ways.**



*THE VALUE OF PERFORMANCE.*

***NORTHROP GRUMMAN***

## Predictive

Spot markers for compliance problems before they happen

## Affordable

Reduced reliance on costly site visits and manual audits

## Timely

Run analysis routines monthly (or more frequently) to always be a step ahead

Compliance Issues are a significant threat to the integrity of child and adult meals programs across the country. All told, millions of dollars annually are siphoned from the system, literally taking food from the mouths of our most needy populations.

Northrop Grumman can help. Our analytics professionals are among the best in the industry and our fraud solutions are built from the ground up to meet the unique needs of USDA meals programs administrators.

Contact us today to learn more about Northrop Grumman and our fraud analytics solutions.

## Contact:

**Greg Fitch**

**Program Manager**

**Special Nutrition Programs**

**108 E. 7th Street, Suite 301**

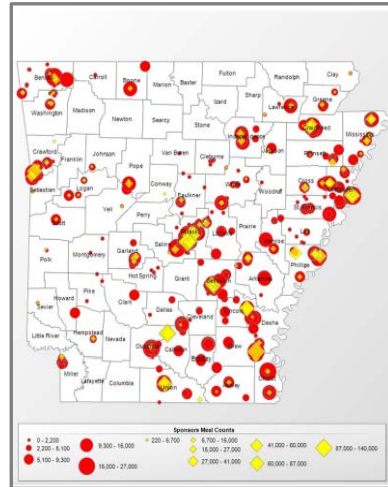
**Little Rock, AR 72201**

**(501) 207-2625**

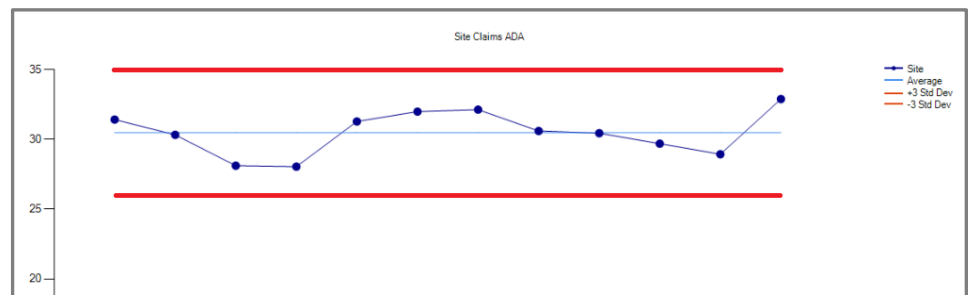
**gregory.fitch@ngc.com**

# NORTHROP GRUMMAN DATA ANALYTICS

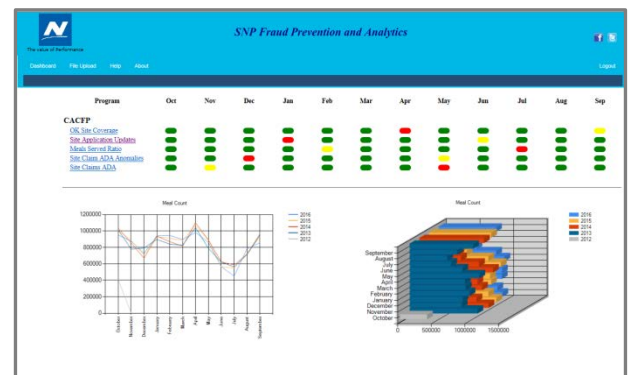
## – THE PATH TO IMPROVED PROGRAM COMPLIANCE



The Special Nutrition Programs (SNP) Fraud Prevention and Analytics package is a plug-and-play analytics solution for USDA programs administrators. Developed by the same team that delivered Northrop Grumman's award winning SNP applications for FNS programs administration, the Fraud Prevention and Analytics package puts cutting edge data science at your fingertips



A user-friendly dashboard provides a comprehensive view of compliance issues key indicators. From the moment you log into the system you see at-a-glance where the trouble spots are. Drill down with



a mouse click and you have instant access to a broad array of flexible, interactive charts and reports. See your data the way you want to see it, and report your data the way you want to report it!

# NORTHROP GRUMMAN